

WINCHESTER

BOAT WORKS



The Winchester 17' Fixed Seat Guide Boat is rooted in history and the result of decades of one man's vision and his singular pursuit of perfection. Soft contoured lines allow it to track easily through the water with little effort, and each stroke is rewarded whether you row alone or in tandem. The hand crafted boat will bring forth warm memories and provide memorable experiences for future recollection.

Whether new to rowing or very experienced, the Winchester 17' Guide Boat can be customized to fulfill your needs and wishes. Thoughtful in design, the ratios of the boat provide exceptional stability for one to four passengers. This design ethos extends to artistry as well; the combination of Cedar, Oak and Mahogany melds the boat's perfected function to beautiful form.

Join Winchester Boat Works and forge a partnership, bringing forth a watercraft expressly crafted for you.

SPECIFICATIONS

Displacement (Dry)	350 lbs.
Length (LOA)	17'
Beam	52"
Height	28"
Draft (dry, @200 lbs., @400 lbs.)	4", 6", 8"
Free Board	
(dry, @200 lbs., @400 lbs.)	24", 22", 20"



Winchester Boat Works
11649 State Line Road
Post Office Box 69
Presque Isle, Wisconsin 54557 U.S.A.
winchesterboatworks.com
info@winchesterboatworks.com
715-686-7111 (office)









WINCHESTER

BOAT WORKS

CUSTOMIZATIONS

- Single or Double Rowing Stations
- Navigation & Night Lights
- Inlays:
 - Brass, Stone, Iron, Stainless
- Folding Seat, Cushions
- Deck Wood Design
- Paint or Clear
- Hull Color
- Forepeak Storage
- Storage Drawers
- Removable Foot Brace
- Electric Motor
- Fly Fishing Deck
- 3 Strand Eyesplice Bowline
- Wooden Box Boat Stands
- Log & Leather Boat Stands



The unique hull shape of the Winchester 17' Guide Boat is drawn from the design of the traditional sailing schooner. At the waterline, the shape of the double ended hull provides additional thrust to each oar stroke. The front two-thirds of the boat displaces most of the water. This displaced water from the front of the boat closes around the back one-third as the boat moves forward. The force of the displaced water pushing in on the back third of the boat creates additional thrust to each stroke.

Beautiful form, optimized function and unparalleled efficiency are yours.

Contact Information:

Winchester Boat Works
winchesterboatworks.com
info@winchesterboatworks.com

